




MAIN HIGHLIGHTS of the course

- 2 implant placement by the participants.
- Indirect sinus lift.
- Extraction & immediate implant placement.
- Minimum 1 Guided implant placement by each participant.
- Hands-on immediate temporization.
- In-house lab, see designing and delivering prosthesis in 1-2 hours.

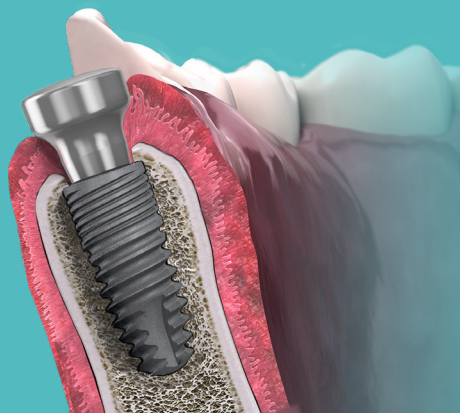


For registrations, please contact:
+91 99920 07003 | +91 90230 80123

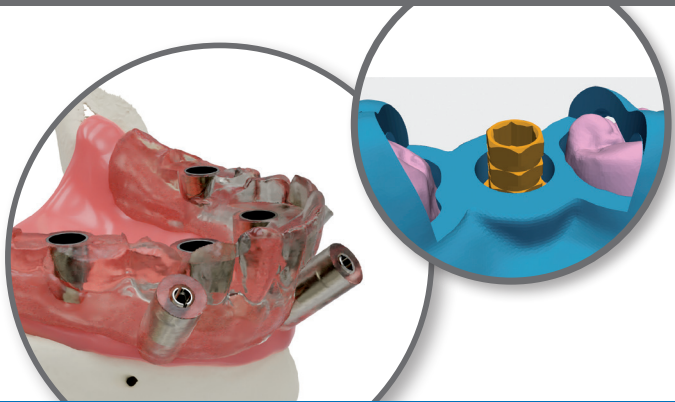


MODULE 1 (3 days)

- Introduction to Implant Dentistry
- Surgical Anatomy
- Diagnosis & Tx Planning
- CBCT Interpretation
- Choosing the right implant system
- Surgical principles
- Flap designs & modifications
- Prosthetic options
- Demo & Hands-on session Dummy models (3D printed, same as patient)
- Implant placement on patients by participants



For registrations, please contact:
+91 99920 07003 | +91 90230 80123



MODULE 2 (2 days)

- Implant prosthetic & occlusion
- 2nd stage surgery (flap modifications)
- Impression techniques (open tray & close tray)
- Digital impression / Intra-oral scan
- Screw retained vs Cement retained
- Surgical principles for extraction
- Immediate implant placement
- Guided surgery (on patients)
- Immediate temporization / Loading
- Implant placement on patients (sinus lift, extraction & implant placement)
- Multiple implants (maintaining parallelism)



For registrations, please contact:

+91 99920 07003 | +91 90230 80123